

LOT 59

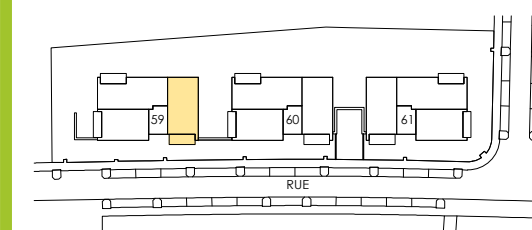
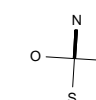
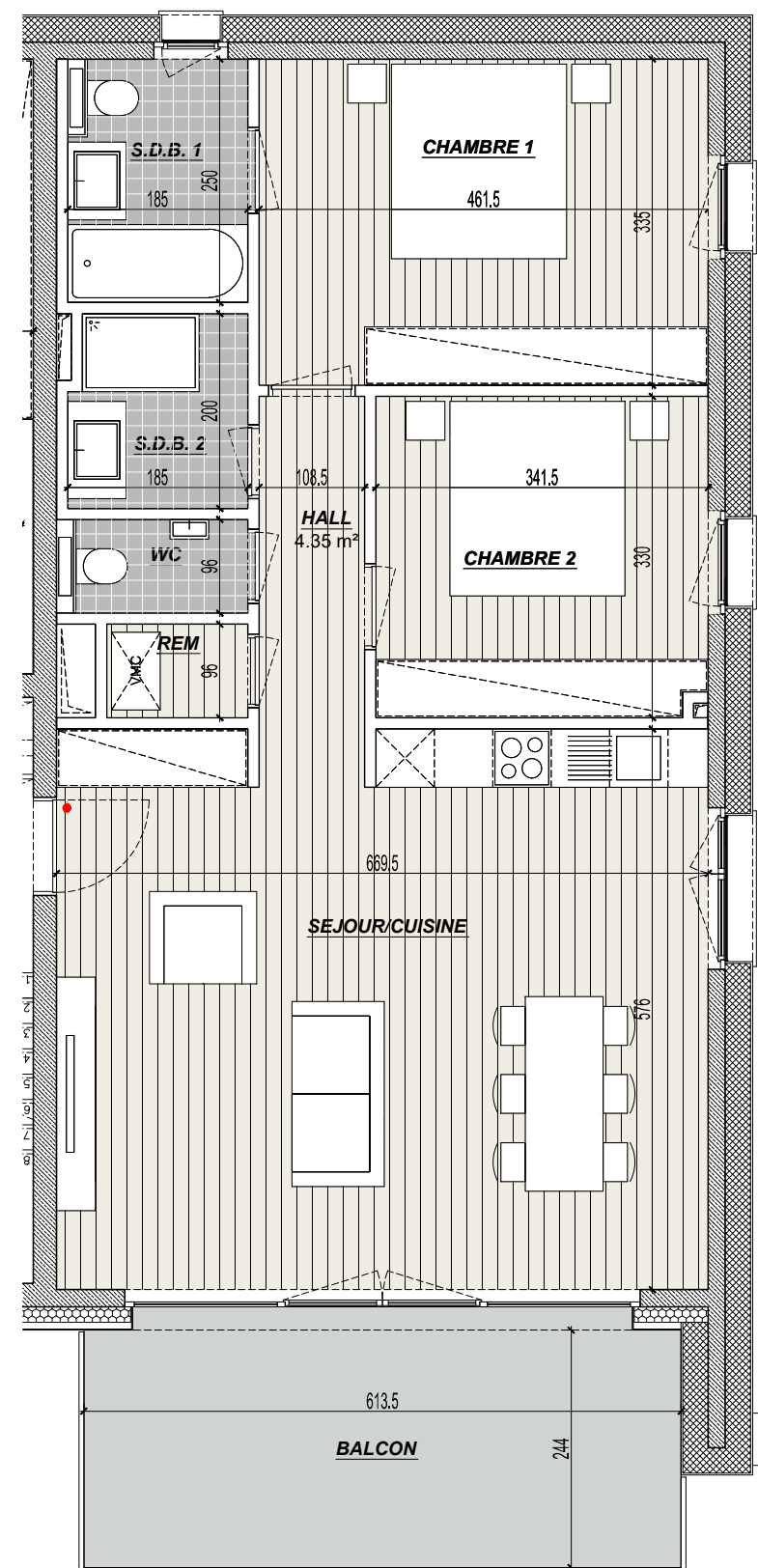
ETAGE 1

APPARTEMENT_A.1.3

TYPE : 2 CHAMBRES
SURFACE NETTE : 83.66 m²

SURFACES DES PIECES :

HALL :	4.35 m ²
WC :	1.88 m ²
REMISE :	1.39 m ²
CHAMBRE 1 :	15.46 m ²
S.D.B. 1 :	4.62 m ²
CHAMBRE 2 :	11.19 m ²
S.D.B. 2 :	3.58 m ²
SEJOUR CUISINE :	37.77 m ²
BALCON :	14.96 m ²



ECHELLE : 1 / 75

